

# SHAD

ENGINEERED FOR RIDING



CLICK SYSTEM TANK BAG

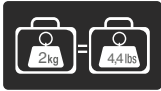
## E09C



[WWW.SHAD.ES](http://WWW.SHAD.ES)

# CARE AND MAINTENANCE

## **WARNING!**



MAXIMUM WEIGHT

---



MAXIMUM SPEED, CHECK LOCAL LAWS.

---



ALWAYS SECURE AND LOCK PRODUCTS.

---



ONLY USE RECOMMENDED CLEANING PRODUCTS.

---



BAGS ARE NOT DESIGNED TO PROTECT FRAGILE OBJECTS.

---



5L Capacity

---



Reflective

---

Before mounting, carefully read through the instructions start to finish. Failure to follow recommended mounting and installation instructions voids warranty. Manufacturer is not liable for any damage, injury or death that results from improper use and installation of products. By installing these products, user accepts all liabilities.

Knobs, bolts, screws, straps and locks must be periodically inspected for signs of wear, corrosion, and fatigue. Never drive with any lock, knob or rack in an open or unlocked position.

SHAD recommends protecting the contact areas with the tank bag to avoid damage or wear of the motorcycle.

Shad locks are designed to deter vandalism and theft but should not be considered theft proof. Remove valuable gear if your vehicle is unattended for an extended period.

Check country specific laws regarding transportation systems and projection of objects beyond the perimeter of a vehicle. Be aware of the width and height of your cargo. All cargo will affect the vehicle's driving behavior.

For safety to your vehicle and luggage system, obey all posted speed limits and traffic cautions. Adapt your speed to the conditions of the road and the load being carried.

Consult with your Shad dealer if you have any questions regarding the operations and limits of Shad Products.

Do not use Shad carriers and accessories for purposes other than those for which they were designed.

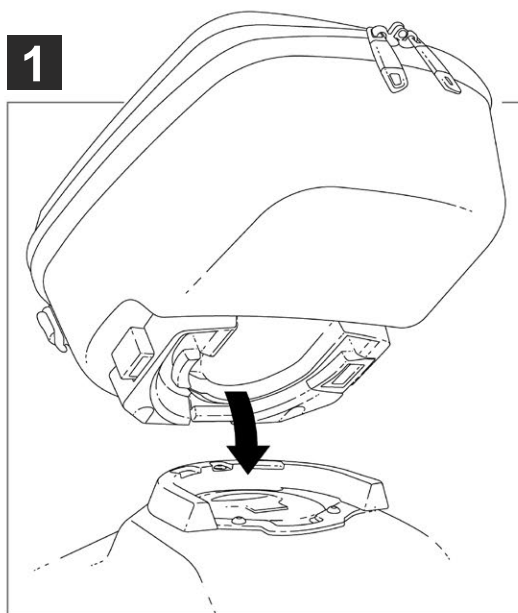
Do not exceed their carrying capacity. Failure to follow these guidelines or the product's instructions will void the warranty.

Prolonged exposure to the elements might discolor fabrics and wear away plastic components.

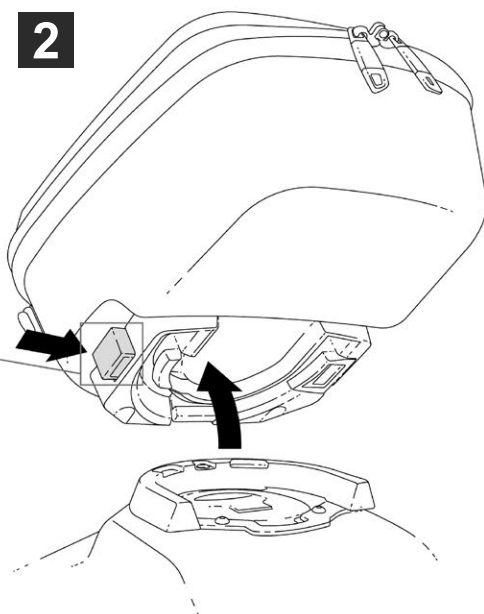
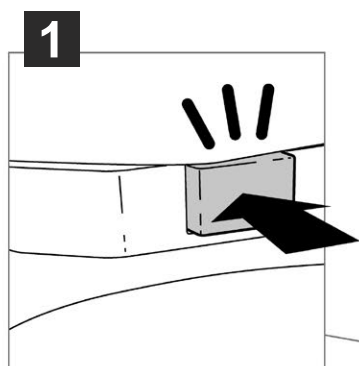
Make sure that loads are evenly distributed inside the cargo box or bag.

Waterproof zippers and rain covers do not guarantee that the bag is totally waterproof.

# ASSEMBLY



# RELEASE



# ACCESSORIES

## REQUIRED

**CLICK SYSTEM FITTING KIT**  
Sold separately



BIKE COMPATIBILITY



Check bike compatibility  
on the [shad.es](http://shad.es) website

## OPTIONAL

**LOCK MECHANISM + KEYS**  
Ref. X1SESTLR



HOW TO  
INSTALL?

**COMBINATION LOCK**  
Ref. X1SESTCL



HOW TO  
INSTALL?



DESIGNED IN BARCELONA

**Since 1973**

**SHAD EUROPE** NAD S.p.A.  
**HEADQUARTERS**

T: (+34) 935 795 866  
Octave Lecante, 2-6  
Mollet del Valles, 08100  
Barcelona - Spain

**SHAD CHINA**

T: (+86) 21 6236 5730  
Room 501 (Zone 1-T3),  
No.1, Lane 268, Tai Hong Road,  
MinHang District, 201107  
Shanghai - China

**SHAD USA**

T: (+1) 305 652 6366  
19096 NE 4th Court  
Miami FL, 33179  
USA

**SHAD INDONESIA**

T: (+62) 21 2271 8560  
Jl. Kemang Selatan VIII No.56 Unit B  
Jakarta 12730 Indonesia

**WWW.SHAD.ES**



WE ARE  
DOING  
**GREEN**

**RESOURCE REDUCTION**  
**60% SELF SUSTAINING FACTORIES**  
**1200 TREES PLANTED** 🌲🌲🌲



ISO 14001:2015



**WWW.SHAD.ES**